

规格承认书

Specification for approval

产品名称: **003C** 日系车用低背保险丝快速取电器

Product Type: Add-A-Circuit Car Automotive Blade

Style ATM ATT ACN APS Low Profile Mini Fuse Holder Fuse

Tap in Piggy Back 12V 24V

Ao littel Technology Co.Ltd.

Bld. 16,Yanhe East Road,Xiangdong Village, Dongguan 523833,
Guangdong,China

H.P.: 1371362419

Fax #:0769-89390418

QQ #: 3217998702

Email : eric.lye@aolittel.com

<http://www.passivemall.com/>

<http://www.aolittel.com/>

1. Description

ATM Mini Add-A-Circuit Low Profile Fuse Holders

These fit the new smaller, lower profile ATM Mini Fuses are used in newer vehicles and any place where space is limited.

Allows quick and easy installation of additional 12V accessories without the need for splicing.

Plugs into an existing fuse holder. Protects original circuit and provides a wire lead for the new circuit.

Low Profile allows for extra clearance.

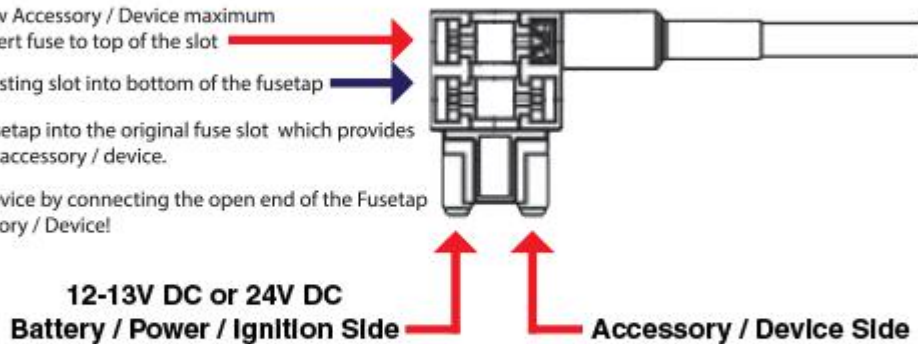
For use with ATM Mini Low Profile blade fuses.

ATM Low Profile Fuse Tap-Plug solves the problem of tapping into some vehicle's fuse boxes. Now you can plug directly into the fuse box and while keeping the circuit you tap into safe.

2. Best used for a easy and fast installs.

Instructions:

1. Locate your fusebox and particular fuse to be used.
2. Remove the fuse from the slot you will be using.
3. Decide on your new Accessory / Device maximum AMPERAGE and insert fuse to top of the slot
4. Insert fuse from existing slot into bottom of the fusetap
5. Insert Lumision Fusetap into the original fuse slot which provides power to your new accessory / device.
6. Power your new device by connecting the open end of the Fusetap to your new Accessory / Device!



! LEFT side on the fuse tap (looking straight at the fuse tap slots), should give you 12-13V DC Power EVEN WITHOUT a fuse in the slot. Please test to make sure with a DC Volt Meter, that power is active on the fuse slot without a fuse inserted!

3. Great For

CARS - TRUCKS - RV'S - TRAILERS - BUSES - MOTORCYCLES - ATV'S - FLEET -TAXI -AND EMERGENCY VEHICLES

- Use with MINI LOW PROFILE ATM fuses up to 30 AMP each slot!
- Turns one fuse slot into two!
- Plugs into occupied or vacant energized fuse block slot.
- Provides one fuse holder to protect existing circuit, and a second fuse holder to protect new circuit.
- 16-gauge red wire lead for new circuit is 5 inches long; includes insulated crimp-type coupler butt connector.

4. USE OUR DUAL FUSE TAP TO POWER TO CAR ACCESSORIES:

Good for wiring power to these items

Car Black box

Car alarms

Remote starters

Car locators (theft recovery systems)

Engine block heaters

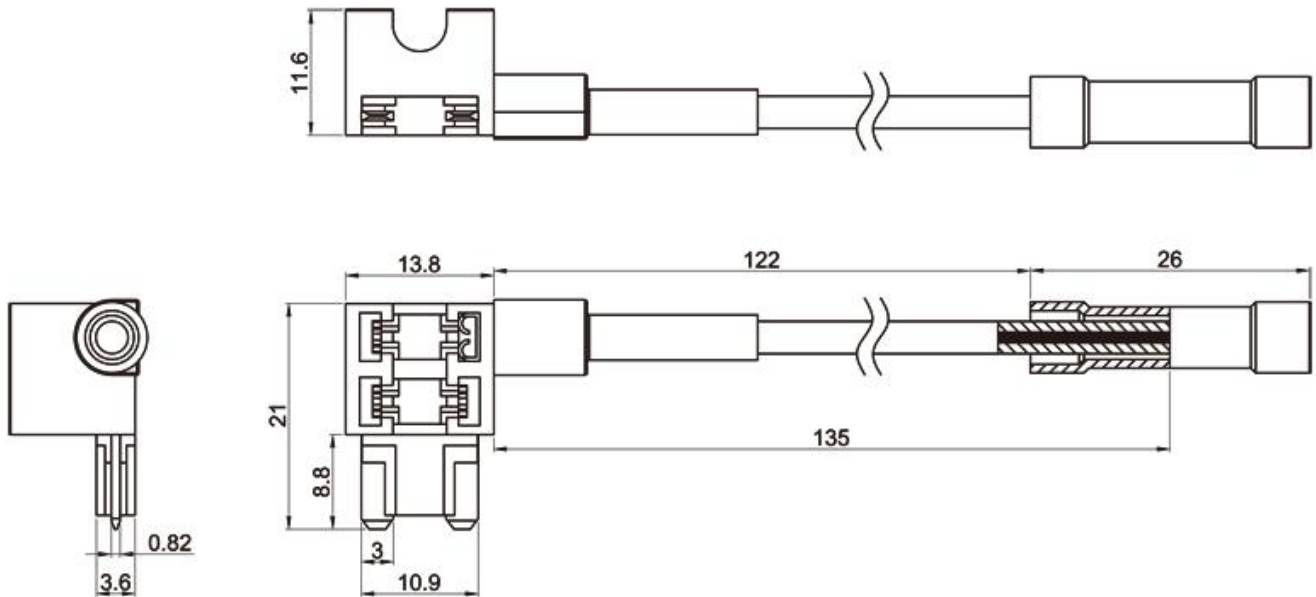
DVD players

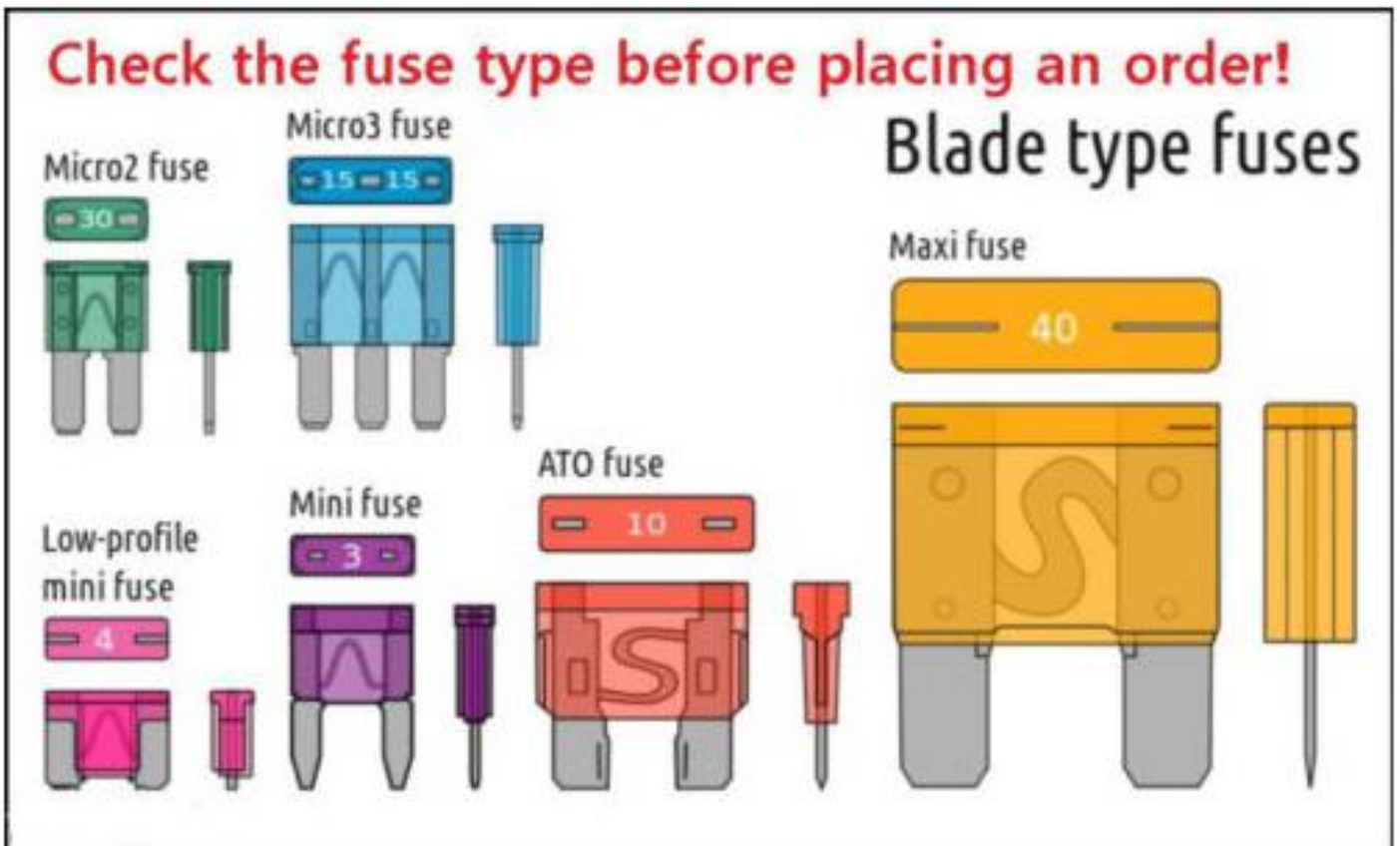
Satellite radio

GPS

Cell phone charger

5. Dimension (mm)





6. Installation Introduction

Installation is easy:

Simply remove an existing fuse from the fuse box, insert that fuse in to the bottom slot of the fuse tap.

Insert a suitable fuse for the new accessory in to the top slot.

Crimp your new live wire to the blue butt terminal on the fuse tap.

Insert the fuse tap into the fuse box slot where the fuse originally was.